

Crea7ion[≡]Plus



Evolving the perfection of fire.

Crea7ion EVOPlus Modular

Technical Data Sheet

Crea7ionEVO Plus Modular

Why choosing Crea7ionEVO Modular:


- **Fire Line** - Linear and continuous fire line.
- **Safety** – Equipped with multiple safety sensors .
- **Display** – Provides a better user experience.
- **Language** - Language selection.
- **Remote Control**—Practical and functional.
- **Battery**—Does not require electrical installation.
- **Tank** - Capacities: 5L, 8L and 10L.
- **Materials**—High-quality materials (Titanium and Stainless Steel). High durability.
- **Installation** -Even more compact dimensions.
- **Automatic filling system**—Automatic filling system, practical and clean.
- **Displaced automatic filling system**—Provides the comfort of an automatic supply distanced from the installation site.
- **Home Automation**—System equipped with the highest technology, with built-in home automation.



Crea7ionEVOPlus Modular

Crea7ionEVOPlus Modular security:

- **Levelling Sensor** - The system turns off in case of unevenness or falling.
- **Leakage Sensor**—The system turns off if there is some kind of leak or fuel/liquid spill.
- **Vibration Sensor**- The system turns off in case of accidental shock.
- **Tank door locking system** - The tank door locks while the system is running for user safety.
- **Smothering the combustion fire line**—The system turns off immediately if it is smothered by something.
- **Spillage on the combustion fire line**—The system turns off if it detects an increase of liquids in the combustion line
- **Overheating**—The system turns off if it detects an overheating that can arise from poor ventilation.



Crea7ionEVOPlus Modular

Installation

Flammable Materials

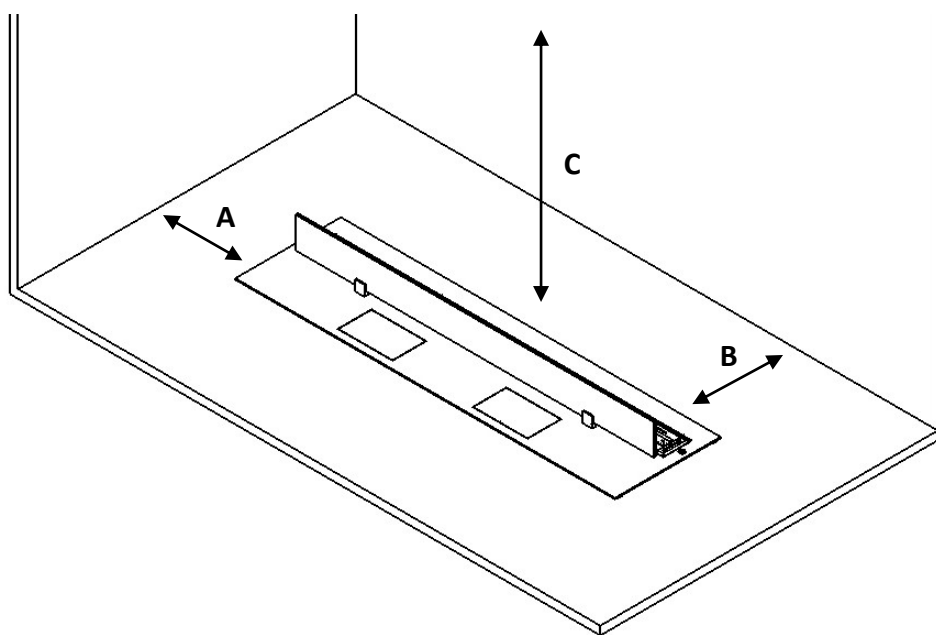
- Do not place flammable materials near the fireplace within 1 m;
- Racks or shelves should be distant 1m from the combustion fire line;

Materials: stone/metal/ceramics

- A - 100 mm; (3.9 in | 0.3 ft)
- B - 100 mm; (3.9 in | 0.3 ft)
- C - 500 mm; (19.7 in | 1.6 ft)

Other non-flammable materials

- A - 250 mm; (9.8 in | 0.8 ft)
- B - 250 mm; (9.8 in | 0.8 ft)
- C - 600 mm; (23.6 in | 2 ft)




Crea7ionEVOPlus Modular

Finishings


White Lacquered
Stainless Steel




Black Lacquered
Stainless Steel



Brushed Stainless Steel



Black Titanium-coated
Brushed Stainless Steel



Polished Stainless Steel



Black Titanium-coated
Polished Stainless Steel
"Mirror"



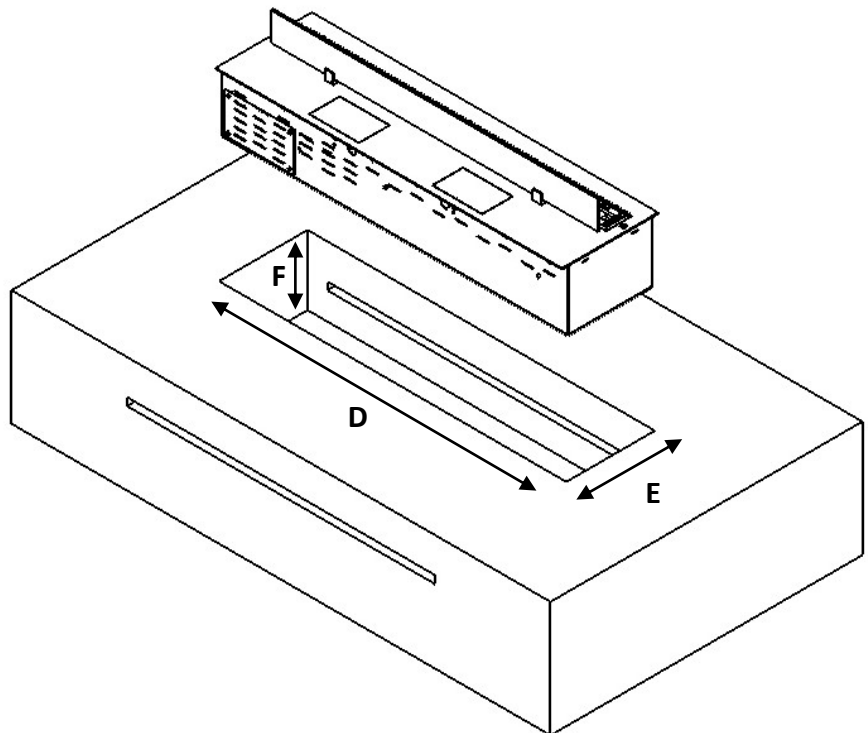


Gla7mmFire

Crea7ionEVOPlus Modular

Necessary dimensions for the built in hole:

| Crea7ionEVO-Plus Modular | Length (D) | Width (E) | Height (F) |
|--------------------------|-----------------------------|-------------------------|--------------------------|
| 700 | 702mm 27.6 in 2.3 ft. | 230mm 9.1 in 0.8 ft | >170mm 6.7 in 0.6 ft |
| 900 | 902mm 35.5 in 2.96 ft | 230mm 9.1 in 0.8 ft | >170mm 6.7 in 0.6 ft |
| 1300 | 1302mm 51.3 in 4.27 ft. | 230mm 9.1 in 0.8 ft | >170mm 6.7 in 0.6 ft |



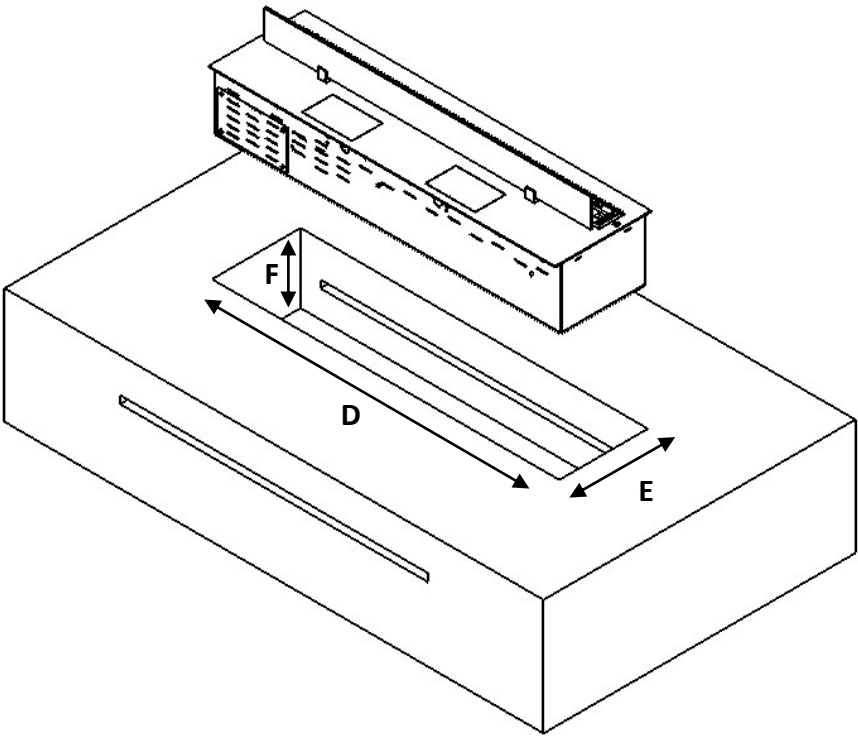


Crea7ionEVOPlus Modular

If you want to put the Crea7ionEVO Plus Modular faced on the surface, in which it will be built-in, use the following dimensions:

Note: In this case, the Crea7ionEVO Plus Modular must be based at the bottom.

| Crea7ion EVOPlus Modular | Length (D) | Width (E) | Height (F) |
|--------------------------------|-------------------------------|----------------------------|------------------------------|
| 700 | 704mm 27.7 in 2.31 ft | 254mm 10 in 0.83 ft | >160mm 6.3 in 0.52 ft |
| 900 | 904mm 35.6 in 2.97 ft | 254mm 10 in 0.83 ft | >160mm 6.3 in 0.52 ft |
| 1300 | 1304mm 51.3 in 4.28 ft | 254mm 10 in 0.83 ft | >160mm 6.3 in 0.52 ft |

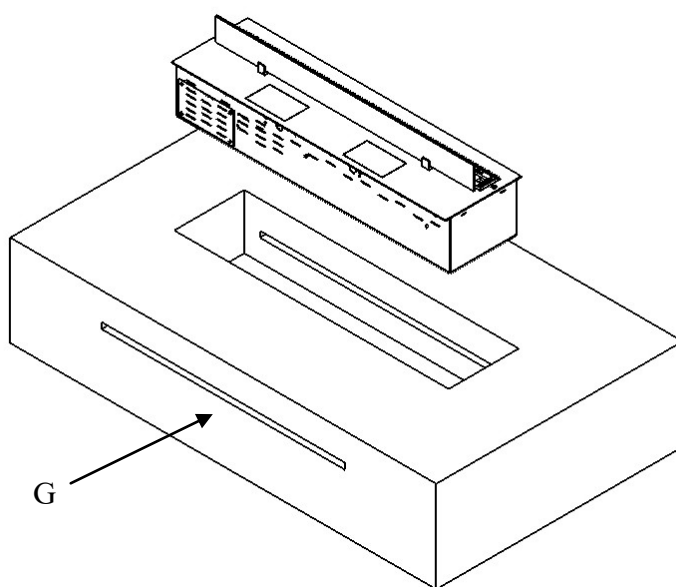




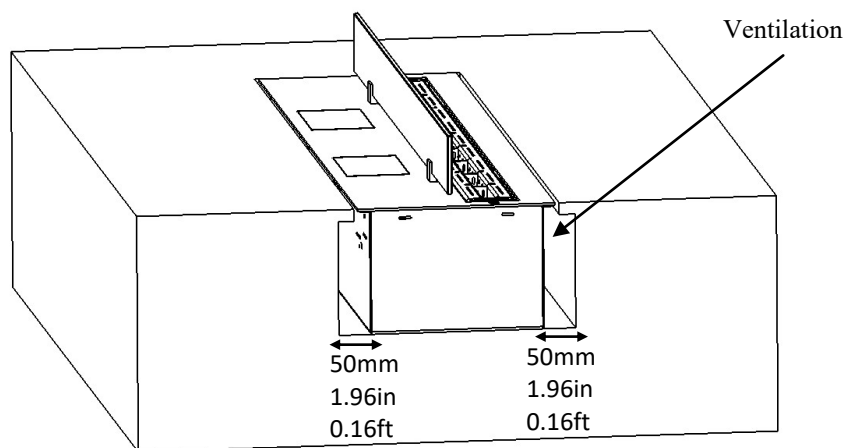
Crea7ionEVOPlus Modular

Required ventilation:

| Crea7ionEVOPlus Modular | Ventilation Area (G) |
|-------------------------|--|
| 700 | 115cm ² 17.8in ² 0.12ft ² |
| 900 | 150cm ² 23.4in ² 0.16ft ² |
| 1300 | 225cm ² 34.9in ² 0.24ft ² |



Make sure there is always a good ventilation (ca. 50mm) around the Crea7ionEVO Modular, when it is built-in;



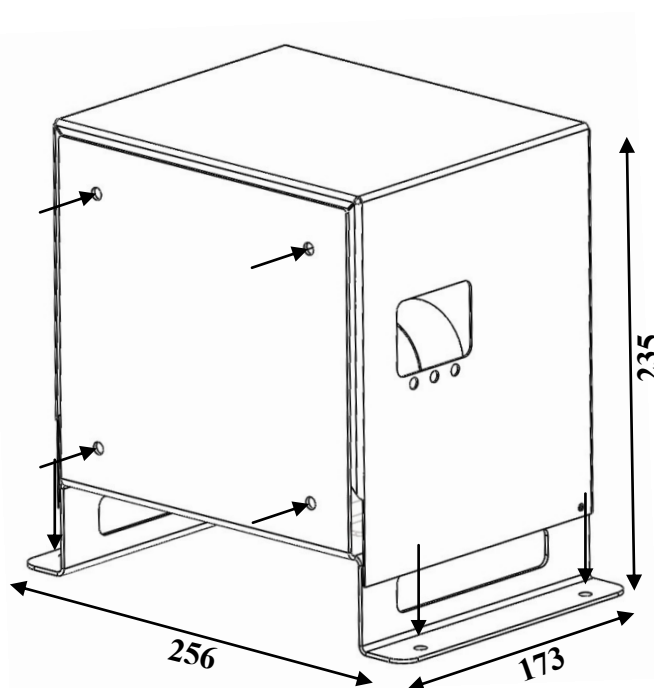
Crea7ionEVOPlus Modular

Displaced filling system (Option)

Crea7ionEvoPlus Modular has the local filling system.

This way you can opt for a displaced filling system.

Displaced filling system technical box installation



Material provided:

- -Technical box with displaced filling pump;
- -Pipe 10m (hose, electronic cable);
- -2x clamps;
- -2x electrical terminals;
- -Tank's stopper;

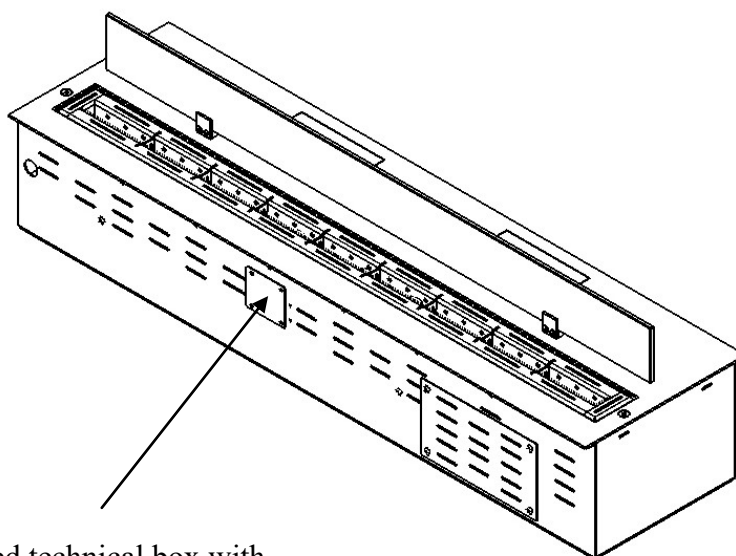
Crea7ionEVOPlus Modular

Home Automation (Option)

The Crea7ionEVO Plus Modular is equipped with a plug intended for the home automation connection which must be carried out by a qualified technician.

This option allows the burner to be switched on or off through the system installed in the room.

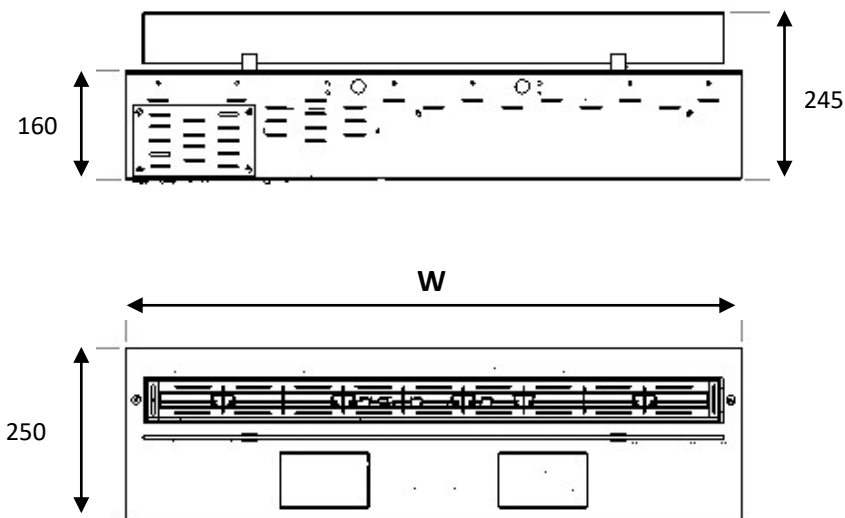
Identification box home automation connection



Sealed technical box with
plug for home automation

Crea7ionEVOPlus Modular

Overall dimensions



Specifications

| Crea7ion EVOPlus Modular | W (mm in ft) | Fire Line | Power (Kw) | Autonomy (battery) (hours) | Autonomy (tank) (hours) | Tank (l) | Weigh t (kg lb) | Recommended minimum area (m2 sqft2) |
|--------------------------------|-----------------------|-----------|---------------|----------------------------------|-------------------------------|-------------|----------------------------|---|
| 700 | 700 27.6 2.3 | 600 | 3.5 | 15-30 | 8 | 5 | 21.5 47.4 | 21 226 |
| 900 | 900 35.4 2.95 | 800 | 4.5 | 15-30 | 7 | 8 | 37 81.6 | 29 312.1 |
| 1300 | 1300 51.2 4.24 | 1200 | 6.75 | 15-30 | 6 | 10 | 52 114.6 | 29 312.1 |